AMPTELIKE VEILINGSKATALOGUS VIR / OFFICIAL AUCTION CATALOGUE FOR

HENCOR BONSMARAS

Veilingsdatum / Auction Date:
23 September 2026

Data soos op / Data as on:
03 September 2026

BONSMARA SA

SA STAMBOEK STUD BOOK

SALES UNDER AUSPICES OF BONSMARA SA

Bonsmara stud breeding is subject to the stipulations of the Livestock Improvement Act and conforms to the standards of Bonsmara SA. The Society therefore has the right to implement certain controls to ensure the accuracy of information regarding Parentage, Performance and Estimated Breeding Values.

Information regarding Parentage, Performance and Estimated Breeding Values of animals, as supplied by the breeder, have been verified and compared to the official database of LOGIX BEEF. Bonsmara SA therefore, confirms the accuracy of such information.

To the knowledge of the Society these controls have been carried out accurately. However, the Society does not take any responsibility for incorrect information through printing errors or incorrect information provided by the breeder.

Animals on such sales have been visually screened by Inspectors of Bonsmara SA and comply with the Bonsmara Minimum Breed Standards as stipulated by the Society.

The Society DOES NOT have any control over:

- Immunization and health status of animals
- Pregnancy status of cows and heifers
- Suitability of a bull for breeding
- Fertility status as well as venereal diseases and
- Commercial animals

Since the above is not classified as information regarding Parentage, Performance and Estimated Breeding Values, it DOES NOT fall within the jurisdiction of the meaning "Under the Auspices of Bonsmara SA".

VEILINGS ONDER BESKERMING VAN BONSMARA SA

Bonsmara stoetteling wat onderhewig is aan die bepalings van die Veeverbeteringswet, vind plaas onder die vaandel van Bonsmara SA. Daarom behou die Genootskap hom die reg voor om kontroles volgens bepaalde prosedures uit te oefen ten opsigte van Ouerskap inligting, Prestasiedata en Beraamde Teelwaardes.

Ouerskap inligting, Prestasiedata en Beraamde Teelwaardes soos deur die teler voorsien vir die doel van hierdie katalogus, is gekontroleer en vergelyk met die amptelike databasis soos gehou deur LOGIX BEEF. Bonsmara SA bevestig dus die korrektheid van sodanige inligting.

Alhoewel die kontroles na die beste wete van die Genootskap gedoen is, kan die Genootskap egter nie verantwoordelik gehou word vir foutiewe inligting as gevolg van drukkersfoute of verkeerde inligting deur die telers verskaf nie.

Diere wat op hierdie veilings aangebied word, is onderwerp aan 'n proses van visuele inspeksie deur Keurders van Bonsmara SA en voldoen aan die Bonsmara Minimum Rasstandaarde soos bepaal deur die Genootskap.

Die Genootskap het egter GEEN beheer oor:

- Immunisering en gesondheidstatus van diere
- Dragtigheidstatus van koeie en verse
- Teelgeskiktheid van bulle
- Vrugbaarheidstatus, asook geslagsiektes en
- Kommersiële diere nie.

Aangesien bogenoemde nie val onder die bedoeling met Ouerskap inligting, Prestasiedata en Beraamde Teelwaardes nie, sorteer dit NIE onder die jurisdiksie van die bedoeling "Onder beskerming van Bonsmara SA" nie.

© Compiled by the South African Stud Book and Livestock Improvement Association
All Pedigree- and Performance Data has been certified as correct

ANIMAL AND PEDIGREE INFORMATION

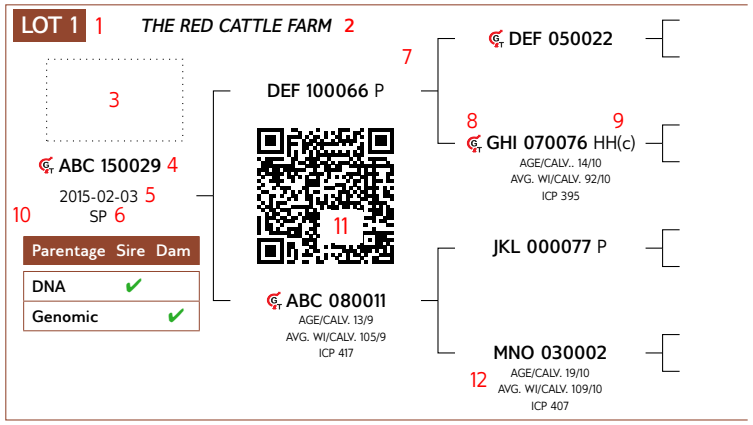

1. Lot Number
2. Owner of the animal
3. Herd's logo (if available)
4. Animal Identification Number
5. Birth date
6. Herd book section - NFR / PEN / F0 / A / B / SP
7. Four (4) generation pedigree
8. Genomic testing - it is indicated with the **GT** logo
9. Polled Status - the status will only be printed for animals that have been tested
10. Parentage Verification - a green tick (✔) indicates that the sire and/or dam has been verified via either microsatellite (DNA), or Genomic testing
11. QR Code - This code can be scanned with a smartphone or tablet. It redirects to the animal's information on **www.SABeefBulls.com** where all information for the animal is available.
12. Dam information
    - Age and Number of Calvings
    - Average Wean Index and Number of Calves Weaned
    - Intercalving Period

MYOSTATIN STATUS

The animal's status, if tested for myostatin variants, is indicated as follows:

- Not Tested
- 0 - Normal
- 1 - Heterozygous / Carrier of Double-Muscling gene
- 2 - Homozygous / Double-Muscled

LOGIX SELECTION VALUES

Calving Ease Value	Weaner Calf Value	Fertility Value	Maintenance Value	Cow Value	Growth Value	Carcass Value
109	98	111	99	101	98	103
1	2	3	4	5	6	7



5 L♀GIX Cow Value

Selection of:

- Fertile cows,
- with low maintenance,
- that calf easily,
- and wean heavy calves relative to own weight

1 Calving Ease Value	EBVs Birth Direct & Maternal
Calf Growth Value	EBV Wean Direct
3 Fertility Value	EBVs Cow & Heifer Fertility, EBV Longevity
Milk Value	EBV Wean Maternal
4 Maintenance Value	EBVs Mature weight & Milk

2 L♀GIX Weaner Calf Value

Selection for heavy weaners

Measurements: Weaning weight, Birth weight, and Mature weight

EBVs: Wean direct & maternal, Birth direct & maternal, Mature weight

6 L♀GIX Growth Value

Selection for efficient growers on veld and in feedlot

Measurements: Phase C and D Growth test traits

EBVs: Weaning weight, End weight, ADG and Intake

7 L♀GIX Carcass Value

Selection for higher meat yields on a carcass

Measurements: Phase C and D Growth test traits, RTU scanning traits

EBVs: End weight, Eye Muscle Area and Fat

HOW TO USE SELECTION VALUES

Sub-values sould also be compatible with your selection goal. Don't select only on the Cow Value

AVERAGE ANIMALS

(NO GROWTH EXTREMES)

- Selection Values 90 to 110
- Cow Value & Fertility Value average to high

A safe choice, as animals are profitble in most environments.

GROWERS

(GOOD ENVIRONMENT)

- Weaner Calf / Growth Value > 110
- Cow Value & Fertility Value average to high

Growers are heavier at birth (lower Calving Ease Value), and heavier at maturity (lower Maintenance Value).

LOW-MAINTENANCE ANIMALS

(HARSH ENVIRONMENT)

- Maintence Value > 110
- Cow Value & Fertility Value average to high

Lighter cows have a lower maintenance (higher Maintenance Value).

INTERPRETATION OF BREEDING VALUE INDICES AND SELECTION VALUES

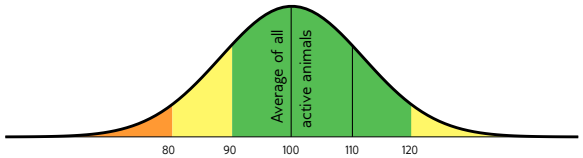

Average between 90 and 110, Acceptable between 80 and 120

EXPLANATION OF BREEDING VALUES AND SELECTION VALUES

		Traits		Description/Measurement	Goal	General Guidelines						
							<80	<90	90-110	>110	>120	
Selection Values	5	**Cow Value**	CV	Combination of Calving Ease, Calf Growth, Milk, Maintenance and Fertility Values (Rand-Value)	Profitable Cow	Loss						Profit
	1	**Calving Ease Value**	CEV	Risk for calving problems (calf too heavy) vs calf too small	Average birth weight	High						Low
		Calf Growth Value	CGrV	Calf's genetic ability for pre-weaning growth	Heavy weaner calf	Light						Heavy
		Milk Value	MlkV	Cow's genetic mothering and milking ability	Enough milk for the calf	Less						More
	4	**Maintenance Value**	MntV	Maintenance requirements of cow (cow weight and milk)	Low cow maintenance	High					*	Low
	3	**Fertility Value**	FertV	Fertility and retention of cows and heifers	Fertile cows	Low						High
	2	**Weaner Calf Value**	WnCV	Combination of calf's weight and cow's milk	Heavy weaner calves	Light						Heavy
	6	**Growth Value**	GV	Efficient growth on veld and in feedlot (Rand-value)	Profitable growth	Loss						Profit
	7	**Carcass Value**	VarcV	Meat on carcass (Weight and RTU EBVs)	More meat on the carcass	Less						More
		Production Value	PV	Combination of Cow- and Growth values (Rand-value)	Profitable animals	Loss						Profit
Cow & Heifer	8	**Birth Weight Direct**	BD	Birth weight (Calf's genetic ability)	Average birth weight	Heavy						Light
		Birth Weight Maternal	BM	Birth weight (Cow's genetic ability)	Easy calving	Heavy						Light
	9	**Weaning Weight Direct**	WD	Weaning weight (Calf's genetic ability)	Heavy weaner calves	Light						Heavy
	10	**Weaning Weight Maternal**	WM	Weaning weight (Cow's genetic ability)	Good mothers	Poor						Good
	18	**Mature Cow Weight**	MW	Cow weight at weaning of first three calves	Average mature cow weight	Light				*	*	Heavy
		Cow-Calf Birth	CCB	EBV Birth Direct / EBV Mature Cow weight	Average	Low						High
		Cow-Calf Wean	CCW	EBV Wean Direct / EBV Mature Cow weight	High calf-cow ratio	Low						High
Fertility	12	**Heifer Fertility**	HF	Age at first calving	Fertile heifers	Less						More
	13	**Cow Fertility**	CF.E	First 3 inter-calving periods (ICPs)	Fertile cows	Less						More
	11	**Scrotal Circumference**	SC	Scrotal circumference as measured during the growth test	Fertile bulls	Less						More
	14	**Longevity**	LG	Retention of progeny	Acceptable progeny	Poor						Good
Growth & Frame	15	**Post-Wean Weight**	PWn	12- and 18 month weights	Good post-wean growth	Low					*	High
	16	**Average Daily Gain**	ADG	Average daily gain	Good growth	Poor						Good
	17	**Feed Conversion Ratio**	FCR	100g feed intake / g weight gain	Feed efficiency	Poor						Good
		Final Test Weight	FW	Final weight in the growth test	Heavy carcass	Light					*	Heavy
	19	**Height**	H	Shoulder height in growth test	Average height	Short						Tall
	20	**Length**	L	Length in growth test	Longer for more muscle	Short						Long
	24	**Length-Height Ratio**	LH	EBV Length / EBV Height	Longer rather than tall	<1						>1
Carcass	21	**Eye Muscle Area**	EMA	RTU measured eye muscle area	Bigger steaks	Small						Big
	22	**Fat Thickness**	Fat	RTU measured P8 backfat thickness	Carcass quality	Thin						Thick
	23	**Marbling**	Mar	RTU measured % of intra-muscular fat	Juicy meat	Low						High
		Dressing Percentage	D%	Carcass weight / Live weight	High dressing percentage	Low						High

* Determined by own selection goal

GENETIC VALUES - BUILDING BLOCKS

Calf and Mother			Fertility				Post-Wean Growth			Frame			Carcass		
Birth Dir.	Wean Dir.	Wean Mat.	Scrot. Circ.	Heifer Fert.	Cow Fert.	Longev.	Post Wean	ADG	FCR	Mature Weight	Height	Length	EMA	Fat	Mar
99	99	90	97	75	92	85	100	94	93	92	123	110	104	100	79
8	9	10	11	12	13	14	15	16	17	18	19	20	21	22	23

The Logix Selection Values are compiled of specific genetic building blocks, as indicated in the selection value descriptions on the previous page. These genetic building blocks are indicated in the catalogue by their Breeding Value Indices.

PHENOTYPIC VALUES

Wean Index	365D Index	540D Index	ADG Index	FCR Index	Scrotum	LH
109	104	105	122	117	327	1.22
			16	17	11	24

- Wean, 365D, 504D, ADG and FCR Indices - phenotypic index obtained within the animal's contemporary group
- Scrotum - adjusted scrotal circumference, in mm, as measured during the growth test
- Length-Height Ratio (LH) - the animal's length / height ratio as measured during the growth test

© Compiled by the South African Stud Book and Livestock Improvement Association
All Pedigree- and Performance Data has been certified as correct

BULLS

LOT 1

HENCOR BOERDERY

HC 240019
2024-04-18
SP

Parentage	Sire	Dam
DNA ✔		
Genomic		

- HC 180049
  - HC 150101 HH(c)
    - EMH 090119
    - HC 080008 (AGE/CALV. 8/6, AVG. WI/CALV. 100/6)
  - HC 140070 (AGE/CALV. 11/9, AVG. WI/CALV. 99/9, ICP 403)
    - HC 080179
    - HC 100012 (AGE/CALV. 6/3, AVG. WI/CALV. 99/3)
- HC 190018 (AGE/CALV. 7/4, AVG. WI/CALV. 110/4, ICP 485)
  - FCT 110073
    - FCT 080118
    - FCT 080083 (AGE/CALV. 7/5, AVG. WI/CALV. 110/4)
  - HC 120154 (AGE/CALV. 8/6, AVG. WI/CALV. 105/5, ICP 396)
    - VV 080272
    - HC 080034 (AGE/CALV. 11/10, AVG. WI/CALV. 101/9)

Calving Ease Value	Weaner Calf Value	Fertility Value	Maintenance Value	Cow Value	Growth Value	Carcass Value
111	99	102	102	102	91	96

Calf and Mother			Fertility				Post-Wean Growth			Frame			Carcass		
Birth Dir.	Wean Dir.	Wean Mat.	Scr. Circ.	Heifer Fert.	Cow Fert.	Longev.	Post Wean	ADG	FCR	Mature Weight	Height	Length	EMA	Fat	Mar
107	100	92	86	115	83	117	101	92	86	96	88	94	94	104	95

Wean Index	365D Index	540D Index	ADG Index	FCR Index	Scrotum	LH
107	107	107	-	-	-	-

Myostatin	
Q204X	0
NT821	0
F94L	0

REMARKS: Geskik vir verse

LOGIX EBV Analysis: 2026-08-17

LOT 2

HENCOR BOERDERY

HC 240003
2024-02-22
SP

Parentage	Sire	Dam
DNA		
Genomic		

- HP 200103 HH(c)
  - HP 140293 HH(c)
    - HP 120147
    - HP 090124 (AGE/CALV. 7/4, AVG. WI/CALV. 105/4)
  - HP 150254 (AGE/CALV. 10/9, AVG. WI/CALV. 99/8, ICP 366)
    - FCT 080118
    - HP 070107 (AGE/CALV. 12/10, AVG. WI/CALV. 96/10)
- HC 210056 (AGE/CALV. 4/2, AVG. WI/CALV. 103/2, ICP 578)
  - HC 180049
    - HC 150101 HH(c)
    - HC 140070 (AGE/CALV. 11/9, AVG. WI/CALV. 99/9)
  - HC 170102 (AGE/CALV. 8/6, AVG. WI/CALV. 102/6, ICP 371)
    - HC 140153
    - HC 120144 (AGE/CALV. 10/8, AVG. WI/CALV. 109/8)

Calving Ease Value	Weaner Calf Value	Fertility Value	Maintenance Value	Cow Value	Growth Value	Carcass Value
137	101	100	114	109	101	102

Calf and Mother			Fertility				Post-Wean Growth			Frame			Carcass		
Birth Dir.	Wean Dir.	Wean Mat.	Scr. Circ.	Heifer Fert.	Cow Fert.	Longev.	Post Wean	ADG	FCR	Mature Weight	Height	Length	EMA	Fat	Mar
132	92	90	99	96	87	128	93	102	96	86	88	98	109	117	128

Wean Index	365D Index	540D Index	ADG Index	FCR Index	Scrotum	LH
107	101	98	-	-	-	-

Myostatin	
Q204X	0
NT821	Not Tested
F94L	Not Tested

REMARKS: Geskik vir verse

LOGIX EBV Analysis: 2026-08-17

LOT 3

HENCOR BOERDERY

HC 240145
2024-11-26
SP

Parentage	Sire	Dam
DNA ✔		
Genomic		

- LAR 210022 HH(c)
  - LAR 170339 HH(c)
    - LAR 140106
    - LAR 080168 (AGE/CALV. 17/12, AVG. WI/CALV. 103/11)
  - LAR 090342 HH(c) (AGE/CALV. 16/13, AVG. WI/CALV. 99/13, ICP 400)
    - LAR 060224
    - LAR 030276 (AGE/CALV. 10/8, AVG. WI/CALV. 102/7)
- HC 180132 (AGE/CALV. 7/5, AVG. WI/CALV. 103/5, ICP 371)
  - GZV 150014
    - DAJ 120124
    - NPT 130057 (AGE/CALV. 5/3, AVG. WI/CALV. 103/2)
  - HC 130036 (AGE/CALV. 10/8, AVG. WI/CALV. 97/6, ICP 371)
    - HC 080179
    - HC 100120 (AGE/CALV. 4/2, AVG. WI/CALV. 98/2)

Calving Ease Value	Weaner Calf Value	Fertility Value	Maintenance Value	Cow Value	Growth Value	Carcass Value
83	110	87	91	95	99	106

Calf and Mother			Fertility				Post-Wean Growth			Frame			Carcass		
Birth Dir.	Wean Dir.	Wean Mat.	Scr. Circ.	Heifer Fert.	Cow Fert.	Longev.	Post Wean	ADG	FCR	Mature Weight	Height	Length	EMA	Fat	Mar
76	117	94	117	79	85	119	114	96	96	109	85	98	109	98	84

Wean Index	365D Index	540D Index	ADG Index	FCR Index	Scrotum	LH
106	-	-	98	-	393	1.25

Myostatin	
Q204X	0
NT821	Not Tested
F94L	Not Tested

REMARKS:

LOGIX EBV Analysis: 2026-08-17

BULLE

LOT 4

HENCOR BOERDERY

HC 240079
2024-10-23
SP

Ouerskap	Vaar	Moer
DNS		
Genomies		

- HC 200159
  - AG 150820
    - AG 120147
    - AG 080251 (OUD/KALW. 10/6, GEM. SI/KALW. 103/6)
  - HC 140004 (OUD/KALW. 12/9, GEM. SI/KALW. 105/9, TKP 408)
    - FCT 110073
    - HC 100026 (OUD/KALW. 9/6, GEM. SI/KALW. 101/6)
- HC 210086 (OUD/KALW. 4/2, GEM. SI/KALW. 107/2, TKP 377)
  - KHB 180252
    - MCU 160033 Pp(c)
    - KHB 150052 (OUD/KALW. 11/9, GEM. SI/KALW. 97/8)
  - HC 130026 (OUD/KALW. 10/7, GEM. SI/KALW. 105/7, TKP 406)
    - HC 080179
    - HC 110010 (OUD/KALW. 4/2, GEM. SI/KALW. 104/2)

Geboortegemak Waarde	Speenkalf Waarde	Vrugbaarheids-waarde	Onderhouds-waarde	Koeiwaarde	Groei-waarde	Karkas-waarde
99	115	91	91	108	104	111

Kalf en Moeder			Vrugbaarheid				Na-Speen Groei			Raam			Karkas		
Geb. Dir.	Spn. Dir.	Spn. Mat.	Skr. Omtr.	Vers Vrugb.	Koei Vrugb.	Lankl.	Na-Speen	GDT	VOV	Volw. Gewig	Hoogte	Lengte	OSO	Vet	Mar
98	115	102	95	93	86	112	112	108	106	109	115	114	109	105	108

Spn. Indeks	365D Indeks	540D Indeks	GDT Indeks	VOV Indeks	Skrotum	LH
111	-	-	114	-	371	1.25

Miostatien	
Q204X	0
NT821	Nie Getoets
F94L	Nie Getoets

OPMERKINGS:

LOGIX EBV Analise: 2026-08-17

LOT 5

HENCOR BOERDERY

HC 240005
2024-02-26
SP

Ouerskap	Vaar	Moer
DNS	✔	
Genomies		

- HC 180049
  - HC 150101 HH(c)
    - EMH 090119
    - HC 080008 (OUD/KALW. 8/6, GEM. SI/KALW. 100/6)
  - HC 140070 (OUD/KALW. 11/9, GEM. SI/KALW. 99/9, TKP 403)
    - HC 080179
    - HC 100012 (OUD/KALW. 6/3, GEM. SI/KALW. 99/3)
- HC 180052 (OUD/KALW. 8/6, GEM. SI/KALW. 92/5, TKP 366)
  - WAT 140276
    - JRB 080018
    - WAT 110190 (OUD/KALW. 11/10, GEM. SI/KALW. 112/9)
  - HC 120080 (OUD/KALW. 9/6, GEM. SI/KALW. 91/5, TKP 394)
    - HC 070120
    - HC 090022 (OUD/KALW. 6/4, GEM. SI/KALW. 105/4)

Geboortegemak Waarde	Speenkalf Waarde	Vrugbaarheids-waarde	Onderhouds-waarde	Koeiwaarde	Groei-waarde	Karkas-waarde
131	88	99	130	96	83	79

Kalf en Moeder			Vrugbaarheid				Na-Speen Groei			Raam			Karkas		
Geb. Dir.	Spn. Dir.	Spn. Mat.	Skr. Omtr.	Vers Vrugb.	Koei Vrugb.	Lankl.	Na-Speen	GDT	VOV	Volw. Gewig	Hoogte	Lengte	OSO	Vet	Mar
128	83	81	91	100	91	117	83	85	89	76	75	76	89	90	92

Spn. Indeks	365D Indeks	540D Indeks	GDT Indeks	VOV Indeks	Skrotum	LH
92	90	106	-	-	-	-

Miostatien	
Q204X	0
NT821	0
F94L	Nie Getoets

OPMERKINGS: Geskik vir verse

LOGIX EBV Analise: 2026-08-17

LOT 6

HENCOR BOERDERY

HC 240007
2024-03-06
SP

Ouerskap	Vaar	Moer
DNS		
Genomies		

- HP 200103 HH(c)
  - HP 140293 HH(c)
    - HP 120147
    - HP 090124 (OUD/KALW. 7/4, GEM. SI/KALW. 105/4)
  - HP 150254 (OUD/KALW. 10/9, GEM. SI/KALW. 99/8, TKP 366)
    - FCT 080118
    - HP 070107 (OUD/KALW. 12/10, GEM. SI/KALW. 96/10)
- HC 210038 (OUD/KALW. 5/2, GEM. SI/KALW. 96/2, TKP 562)
  - HC 180049
    - HC 150101 HH(c)
    - HC 140070 (OUD/KALW. 11/9, GEM. SI/KALW. 99/9)
  - HC 180126 (OUD/KALW. 7/3, GEM. SI/KALW. 98/3, TKP 559)
    - FCT 110073
    - HC 130092 (OUD/KALW. 7/5, GEM. SI/KALW. 109/5)

Geboortegemak Waarde	Speenkalf Waarde	Vrugbaarheids-waarde	Onderhouds-waarde	Koeiwaarde	Groei-waarde	Karkas-waarde
113	96	93	110	96	102	104

Kalf en Moeder			Vrugbaarheid				Na-Speen Groei			Raam			Karkas		
Geb. Dir.	Spn. Dir.	Spn. Mat.	Skr. Omtr.	Vers Vrugb.	Koei Vrugb.	Lankl.	Na-Speen	GDT	VOV	Volw. Gewig	Hoogte	Lengte	OSO	Vet	Mar
112	96	90	94	93	82	125	100	101	94	89	85	97	108	118	130

Spn. Indeks	365D Indeks	540D Indeks	GDT Indeks	VOV Indeks	Skrotum	LH
96	101	98	-	-	-	-

Miostatien	
Q204X	0
NT821	Nie Getoets
F94L	Nie Getoets

OPMERKINGS: Geskik vir verse

LOGIX EBV Analise: 2026-08-17

BULLS

LOT 7

HENCOR BOERDERY

HC 230057 HH(c)
2023-09-27
SP

Parentage	Sire	Dam
DNA		
Genomic		

HP 200103 HH(c)
HC 180184
AGE/CALV. 7/5
AVG. WI/CALV. 101/5
ICP 374

HP 140293 HH(c)
HP 150254
AGE/CALV. 10/9
AVG. WI/CALV. 99/8
ICP 366
GZV 150014
HC 120074
AGE/CALV. 10/8
AVG. WI/CALV. 106/8
ICP 381

HP 120147
HP 090124
AGE/CALV. 7/4
AVG. WI/CALV. 105/4
FCT 080118
HP 070107
AGE/CALV. 12/10
AVG. WI/CALV. 96/10
DAJ 120124
NPT 130057
AGE/CALV. 5/3
AVG. WI/CALV. 103/2
HC 070120
HC 080054
AGE/CALV. 6/2
AVG. WI/CALV. 97/2

Calving Ease Value	Weaner Calf Value	Fertility Value	Maintenance Value	Cow Value	Growth Value	Carcass Value
113	101	96	99	103	110	108

Calf and Mother			Fertility				Post-Wean Growth			Frame			Carcass		
Birth Dir.	Wean Dir.	Wean Mat.	Scr. Circ.	Heifer Fert.	Cow Fert.	Longev.	Post Wean	ADG	FCR	Mature Weight	Height	Length	EMA	Fat	Mar
114	99	101	104	87	98	114	102	105	107	100	93	100	118	106	129

Wean Index	365D Index	540D Index	ADG Index	FCR Index	Scrotum	LH
104	-	-	122	-	344	1.25

Myostatin	
Q204X	0
NT821	0
F94L	0

REMARKS: In kudde gebruik. Geskik vir verse.

LOGIX EBV Analysis: 2026-08-17

LOT 8

HENCOR BOERDERY

HC 230075
2023-10-14
SP

Parentage	Sire	Dam
DNA		
Genomic		

HP 200103 HH(c)
HC 180154
AGE/CALV. 7/5
AVG. WI/CALV. 100/3
ICP 456

HP 140293 HH(c)
HP 150254
AGE/CALV. 10/9
AVG. WI/CALV. 99/8
ICP 366
FCT 110073
HC 100142
AGE/CALV. 9/5
AVG. WI/CALV. 106/5
ICP 433

HP 120147
HP 090124
AGE/CALV. 7/4
AVG. WI/CALV. 105/4
FCT 080118
HP 070107
AGE/CALV. 12/10
AVG. WI/CALV. 96/10
FCT 080118
FCT 080083
AGE/CALV. 7/5
AVG. WI/CALV. 110/4
HC 070069
HC 020081
AGE/CALV. 8/6
AVG. WI/CALV. 102/6

Calving Ease Value	Weaner Calf Value	Fertility Value	Maintenance Value	Cow Value	Growth Value	Carcass Value
95	102	81	107	90	92	99

Calf and Mother			Fertility				Post-Wean Growth			Frame			Carcass		
Birth Dir.	Wean Dir.	Wean Mat.	Scr. Circ.	Heifer Fert.	Cow Fert.	Longev.	Post Wean	ADG	FCR	Mature Weight	Height	Length	EMA	Fat	Mar
94	104	94	92	79	80	114	98	95	93	91	87	93	111	113	125

Wean Index	365D Index	540D Index	ADG Index	FCR Index	Scrotum	LH
103	-	-	105	-	365	1.25

Myostatin	
Q204X	0
NT821	Not Tested
F94L	Not Tested

REMARKS: In kudde gebruik.

LOGIX EBV Analysis: 2026-08-17

LOT 9

HENCOR BOERDERY

HC 240109
2024-11-06
SP

Parentage	Sire	Dam
DNA ✔		
Genomic		

LAR 210022 HH(c)
HC 190092
AGE/CALV. 6/4
AVG. WI/CALV. 111/4
ICP 456

LAR 170339 HH(c)
LAR 090342 HH(c)
AGE/CALV. 16/13
AVG. WI/CALV. 99/13
ICP 400
HC 150101 HH(c)
HC 130026
AGE/CALV. 10/7
AVG. WI/CALV. 105/7
ICP 406

LAR 140106
LAR 080168
AGE/CALV. 17/12
AVG. WI/CALV. 103/11
LAR 060224
LAR 030276
AGE/CALV. 10/8
AVG. WI/CALV. 102/7
EMH 090119
HC 080008
AGE/CALV. 8/6
AVG. WI/CALV. 100/6
HC 080179
HC 110010
AGE/CALV. 4/2
AVG. WI/CALV. 104/2

Calving Ease Value	Weaner Calf Value	Fertility Value	Maintenance Value	Cow Value	Growth Value	Carcass Value
82	123	87	86	106	106	114

Calf and Mother			Fertility				Post-Wean Growth			Frame			Carcass		
Birth Dir.	Wean Dir.	Wean Mat.	Scr. Circ.	Heifer Fert.	Cow Fert.	Longev.	Post Wean	ADG	FCR	Mature Weight	Height	Length	EMA	Fat	Mar
65	130	92	104	84	83	116	127	103	97	116	93	104	116	93	86

Wean Index	365D Index	540D Index	ADG Index	FCR Index	Scrotum	LH
117	-	-	112	-	366	1.27

Myostatin	
Q204X	1
NT821	0
F94L	Not Tested

REMARKS:

LOGIX EBV Analysis: 2026-08-17

BULLE

LOT 10

HENCOR BOERDERY

HC 240029
2024-09-13
SP

Ouerskap	Vaar	Moer
DNS		
Genomies		

CEF 190364
- CEF 160391
  - CEF 120436
  - CEF 120130 (OUD/KALW. 10/6, GEM. SI/KALW. 95/6)
- CEF 160242 (OUD/KALW. 9/8, GEM. SI/KALW. 100/6, TKP 365)
  - CEF 130437
  - CEF 120196 (OUD/KALW. 6/4, GEM. SI/KALW. 93/4)

HC 170008 (OUD/KALW. 9/7, GEM. SI/KALW. 90/7, TKP 399)
- FCT 110073
  - FCT 080118
  - FCT 080083 (OUD/KALW. 7/5, GEM. SI/KALW. 110/4)
- HC 120036 (OUD/KALW. 6/4, GEM. SI/KALW. 101/4, TKP 411)
  - HC 080179
  - HC 090056 (OUD/KALW. 5/3, GEM. SI/KALW. 107/3)

Geboortegemak Waarde	Speenkalf Waarde	Vrugbaarheids-waarde	Onderhouds-waarde	Koeiwaarde	Groei-waarde	Karkas-waarde
98	95	101	93	94	98	96

Kalf en Moeder			Vrugbaarheid				Na-Speen Groei			Raam			Karkas		
Geb. Dir.	Spn. Dir.	Spn. Mat.	Skr. Omtr.	Vers Vrugb.	Koei Vrugb.	Lankl.	Na-Speen	GDT	VOV	Volw. Gewig	Hoogte	Lengte	OSO	Vet	Mar
95	105	87	99	111	99	96	107	103	103	107	98	100	97	94	97

Spn. Indeks	365D Indeks	540D Indeks	GDT Indeks	VOV Indeks	Skrotum	LH
93	-	-	114	-	383	1.26

Miostatien	
Q204X	0
NT821	Nie Getoets
F94L	Nie Getoets

OPMERKINGS:

LOGIX EBV Analise: 2026-08-17

LOT 11

HENCOR BOERDERY

HC 240035
2024-09-16
SP

Ouerskap	Vaar	Moer
DNS		
Genomies		

LAR 210022 HH(c)
- LAR 170339 HH(c)
  - LAR 140106
  - LAR 080168 (OUD/KALW. 17/12, GEM. SI/KALW. 103/11)
- LAR 090342 HH(c) (OUD/KALW. 16/13, GEM. SI/KALW. 99/13, TKP 400)
  - LAR 060224
  - LAR 030276 (OUD/KALW. 10/8, GEM. SI/KALW. 102/7)

HC 150092 (OUD/KALW. 10/8, GEM. SI/KALW. 95/8, TKP 400)
- HC 080179
  - PHR 050254
  - HC 060058 (OUD/KALW. 8/5, GEM. SI/KALW. 107/5)
- HC 120110 (OUD/KALW. 3/1, GEM. SI/KALW. 95/1, TKP -)
  - LMR 080047
  - HC 030013 (OUD/KALW. 10/8, GEM. SI/KALW. 99/6)

Geboortegemak Waarde	Speenkalf Waarde	Vrugbaarheids-waarde	Onderhouds-waarde	Koeiwaarde	Groei-waarde	Karkas-waarde
89	107	88	95	94	99	110

Kalf en Moeder			Vrugbaarheid				Na-Speen Groei			Raam			Karkas		
Geb. Dir.	Spn. Dir.	Spn. Mat.	Skr. Omtr.	Vers Vrugb.	Koei Vrugb.	Lankl.	Na-Speen	GDT	VOV	Volw. Gewig	Hoogte	Lengte	OSO	Vet	Mar
87	117	81	119	85	87	113	118	101	101	105	98	108	115	94	90

Spn. Indeks	365D Indeks	540D Indeks	GDT Indeks	VOV Indeks	Skrotum	LH
105	-	-	107	-	400	1.27

Miostatien	
Q204X	0
NT821	Nie Getoets
F94L	Nie Getoets

OPMERKINGS:

LOGIX EBV Analise: 2026-08-17

LOT 12

HENCOR BOERDERY

HC 240051
2024-10-01
SP

Ouerskap	Vaar	Moer
DNS		
Genomies		

HC 180049
- HC 150101 HH(c)
  - EMH 090119
  - HC 080008 (OUD/KALW. 8/6, GEM. SI/KALW. 100/6)
- HC 140070 (OUD/KALW. 11/9, GEM. SI/KALW. 99/9, TKP 403)
  - HC 080179
  - HC 100012 (OUD/KALW. 6/3, GEM. SI/KALW. 99/3)

HC 200046 (OUD/KALW. 5/3, GEM. SI/KALW. 102/3, TKP 470)
- WAT 160230
  - WAT 130077
  - WAT 130041 (OUD/KALW. 9/7, GEM. SI/KALW. 104/7)
- HC 170120 (OUD/KALW. 4/1, GEM. SI/KALW. 100/1, TKP -)
  - HC 140153
  - HC 120072 (OUD/KALW. 9/7, GEM. SI/KALW. 105/7)

Geboortegemak Waarde	Speenkalf Waarde	Vrugbaarheids-waarde	Onderhouds-waarde	Koeiwaarde	Groei-waarde	Karkas-waarde
109	93	97	111	95	86	89

Kalf en Moeder			Vrugbaarheid				Na-Speen Groei			Raam			Karkas		
Geb. Dir.	Spn. Dir.	Spn. Mat.	Skr. Omtr.	Vers Vrugb.	Koei Vrugb.	Lankl.	Na-Speen	GDT	VOV	Volw. Gewig	Hoogte	Lengte	OSO	Vet	Mar
105	93	94	103	108	85	112	90	87	87	88	78	82	92	103	88

Spn. Indeks	365D Indeks	540D Indeks	GDT Indeks	VOV Indeks	Skrotum	LH
103	-	-	96	-	385	1.24

Miostatien	
Q204X	0
NT821	Nie Getoets
F94L	Nie Getoets

OPMERKINGS: Geskik vir verse

LOGIX EBV Analise: 2026-08-17

© Compiled by the South African Stud Book and Livestock Improvement Association
All Pedigree- and Performance Data has been certified as correct

BULLS

LOT 13

HENCOR BOERDERY

HC 240137
2024-11-22
SP

Parentage	Sire	Dam
DNA		
Genomic		

HP 200103 HH(c)
- HP 140293 HH(c)
  - HP 120147
  - HP 090124 — AGE/CALV. 7/4, AVG. WI/CALV. 105/4
- HP 150254 — AGE/CALV. 10/9, AVG. WI/CALV. 99/8, ICP 366
  - FCT 080118
  - HP 070107 — AGE/CALV. 12/10, AVG. WI/CALV. 96/10

HC 200070 — AGE/CALV. 5/3, AVG. WI/CALV. 91/3, ICP 388
- WAT 170212
  - WAT 140340
  - WAT 070139 — AGE/CALV. 10/9, AVG. WI/CALV. 104/7
- HC 160010 — AGE/CALV. 8/6, AVG. WI/CALV. 105/6, ICP 413
  - HC 120039
  - HC 090082 — AGE/CALV. 11/9, AVG. WI/CALV. 109/9

Calving Ease Value	Weaner Calf Value	Fertility Value	Maintenance Value	Cow Value	Growth Value	Carcass Value
102	102	96	95	98	119	116

Calf and Mother			Fertility				Post-Wean Growth			Frame			Carcass		
Birth Dir.	Wean Dir.	Wean Mat.	Scr. Circ.	Heifer Fert.	Cow Fert.	Longev.	Post Wean	ADG	FCR	Mature Weight	Height	Length	EMA	Fat	Mar
98	110	82	117	87	96	115	110	122	111	104	97	112	119	117	136

Wean Index	365D Index	540D Index	ADG Index	FCR Index	Scrotum	LH
97	-	-	119	-	396	1.29

Myostatin	
Q204X	1
NT821	0
F94L	0

REMARKS:

LOGIX EBV Analysis: 2026-08-17

LOT 14

HENCOR BOERDERY

HC 240101
2024-11-03
SP

Parentage	Sire	Dam
DNA		
Genomic		

HC 180049
- HC 150101 HH(c)
  - EMH 090119
  - HC 080008 — AGE/CALV. 8/6, AVG. WI/CALV. 100/6
- HC 140070 — AGE/CALV. 11/9, AVG. WI/CALV. 99/9, ICP 403
  - HC 080179
  - HC 100012 — AGE/CALV. 6/3, AVG. WI/CALV. 99/3

HC 200048 — AGE/CALV. 5/3, AVG. WI/CALV. 90/3, ICP 391
- WAT 170212
  - WAT 140340
  - WAT 070139 — AGE/CALV. 10/9, AVG. WI/CALV. 104/7
- HC 150050 — AGE/CALV. 7/4, AVG. WI/CALV. 97/4, ICP 494
  - GCD 050148
  - HC 120102 — AGE/CALV. 5/2, AVG. WI/CALV. 102/2

Calving Ease Value	Weaner Calf Value	Fertility Value	Maintenance Value	Cow Value	Growth Value	Carcass Value
114	90	92	120	87	96	91

Calf and Mother			Fertility				Post-Wean Growth			Frame			Carcass		
Birth Dir.	Wean Dir.	Wean Mat.	Scr. Circ.	Heifer Fert.	Cow Fert.	Longev.	Post Wean	ADG	FCR	Mature Weight	Height	Length	EMA	Fat	Mar
109	96	68	105	104	80	110	98	98	94	84	85	90	93	95	97

Wean Index	365D Index	540D Index	ADG Index	FCR Index	Scrotum	LH
98	-	-	93	-	391	1.23

Myostatin	
Q204X	0
NT821	Not Tested
F94L	Not Tested

REMARKS: Geskik vir verse

LOGIX EBV Analysis: 2026-08-17

LOT 15

HENCOR BOERDERY

HC 240123
2024-11-14
SP

Parentage	Sire	Dam
DNA		
Genomic		

GZV 180170 HH(c)
- LAR 140443
  - LAR 110071
  - LAR 010433 — AGE/CALV. 16/13, AVG. WI/CALV. 101/13
- GZV 150086 — AGE/CALV. 5/1, AVG. WI/CALV. 109/1, ICP -
  - GZV 120010
  - GZV 130234 — AGE/CALV. 11/7, AVG. WI/CALV. 101/6

KVB 170126 — AGE/CALV. 8/6, AVG. WI/CALV. 100/6, ICP 416
- KVB 150026
  - KVB 110108
  - KVB 040063 — AGE/CALV. 13/11, AVG. WI/CALV. 103/11
- KVB 140017 — AGE/CALV. 6/2, AVG. WI/CALV. 106/1, ICP 360
  - KVB 110050
  - WCS 030036 — AGE/CALV. 12/7, AVG. WI/CALV. 115/7

Calving Ease Value	Weaner Calf Value	Fertility Value	Maintenance Value	Cow Value	Growth Value	Carcass Value
91	108	85	90	96	105	100

Calf and Mother			Fertility				Post-Wean Growth			Frame			Carcass		
Birth Dir.	Wean Dir.	Wean Mat.	Scr. Circ.	Heifer Fert.	Cow Fert.	Longev.	Post Wean	ADG	FCR	Mature Weight	Height	Length	EMA	Fat	Mar
87	111	103	94	99	81	95	108	110	115	109	115	110	107	90	96

Wean Index	365D Index	540D Index	ADG Index	FCR Index	Scrotum	LH
100	-	-	116	-	377	1.24

Myostatin	
Q204X	0
NT821	Not Tested
F94L	Not Tested

REMARKS:

LOGIX EBV Analysis: 2026-08-17

BULLE

LOT 16

HENCOR BOERDERY

HC 240011
2024-03-26
SP

Ouerskap	Vaar	Moer
DNS		
Genomies		

HC 210064
OUD/KALW. 4/2
GEM. SI/KALW. 102/2
TKP 605

HP 200103 HH(c)
HP 140293 HH(c)
HP 120147
HP 090124
OUD/KALW. 7/4
GEM. SI/KALW. 105/4
HP 150254
OUD/KALW. 10/9
GEM. SI/KALW. 99/8
TKP 366
FCT 080118
HP 070107
OUD/KALW. 12/10
GEM. SI/KALW. 96/10
HC 180081
FCT 110073
HC 080034
OUD/KALW. 11/10
GEM. SI/KALW. 101/9
HC 110136
OUD/KALW. 10/8
GEM. SI/KALW. 98/8
TKP 397
VV 080272
HC 050076
OUD/KALW. 10/8
GEM. SI/KALW. 97/8

Geboortegemak Waarde	Speenkalf Waarde	Vrugbaarheids-waarde	Onderhouds-waarde	Koeiwaarde	Groei-waarde	Karkas-waarde
115	95	106	110	102	99	105

Kalf en Moeder			Vrugbaarheid				Na-Speen Groei			Raam			Karkas		
Geb. Dir.	Spn. Dir.	Spn. Mat.	Skr. Omtr.	Vers Vrugb.	Koei Vrugb.	Lankl.	Na-Speen	GDT	VOV	Volw. Gewig	Hoogte	Lengte	OSO	Vet	Mar
114	94	92	95	101	98	121	95	100	94	89	89	96	106	120	132

Spn. Indeks	365D Indeks	540D Indeks	GDT Indeks	VOV Indeks	Skrotum	LH
97	98	91	-	-	-	-

Miostatien	
Q204X	0
NT821	Nie Getoets
F94L	Nie Getoets

OPMERKINGS: Geskik vir verse

LOGIX EBV Analise: 2026-08-17

LOT 17

HENCOR BOERDERY

HC 240023
2024-09-02
SP

Ouerskap	Vaar	Moer
DNS		
Genomies		

HC 190068
OUD/KALW. 6/4
GEM. SI/KALW. 101/4
TKP 474

LAR 210022 HH(c)
LAR 170339 HH(c)
LAR 140106
LAR 080168
OUD/KALW. 17/12
GEM. SI/KALW. 103/11
LAR 090342 HH(c)
OUD/KALW. 16/13
GEM. SI/KALW. 99/13
TKP 400
LAR 060224
LAR 030276
OUD/KALW. 10/8
GEM. SI/KALW. 102/7
HC 150101 HH(c)
EMH 090119
HC 080008
OUD/KALW. 8/6
GEM. SI/KALW. 100/6
HC 140086
OUD/KALW. 11/10
GEM. SI/KALW. 97/10
TKP 358
VV 080272
HC 070106
OUD/KALW. 8/6
GEM. SI/KALW. 106/4

Geboortegemak Waarde	Speenkalf Waarde	Vrugbaarheids-waarde	Onderhouds-waarde	Koeiwaarde	Groei-waarde	Karkas-waarde
85	102	93	91	92	100	105

Kalf en Moeder			Vrugbaarheid				Na-Speen Groei			Raam			Karkas		
Geb. Dir.	Spn. Dir.	Spn. Mat.	Skr. Omtr.	Vers Vrugb.	Koei Vrugb.	Lankl.	Na-Speen	GDT	VOV	Volw. Gewig	Hoogte	Lengte	OSO	Vet	Mar
83	114	87	89	91	87	116	114	94	93	110	90	96	106	96	79

Spn. Indeks	365D Indeks	540D Indeks	GDT Indeks	VOV Indeks	Skrotum	LH
97	-	-	96	-	335	1.26

Miostatien	
Q204X	0
NT821	Nie Getoets
F94L	Nie Getoets

OPMERKINGS:

LOGIX EBV Analise: 2026-08-17

LOT 18

HENCOR BOERDERY

HC 240061
2024-10-10
SP

Ouerskap	Vaar	Moer
DNS		
Genomies		

HC 180114
OUD/KALW. 7/4
GEM. SI/KALW. 103/4
TKP 475

HC 180049
HC 150101 HH(c)
EMH 090119
HC 080008
OUD/KALW. 8/6
GEM. SI/KALW. 100/6
HC 140070
OUD/KALW. 11/9
GEM. SI/KALW. 99/9
TKP 403
HC 080179
HC 100012
OUD/KALW. 6/3
GEM. SI/KALW. 99/3
JFE 150046
WAT 110039
WSS 100356
OUD/KALW. 13/8
GEM. SI/KALW. 103/8
HC 140098
OUD/KALW. 8/6
GEM. SI/KALW. 98/6
TKP 374
EMH 100115
HC 030065
OUD/KALW. 11/8
GEM. SI/KALW. 99/8

Geboortegemak Waarde	Speenkalf Waarde	Vrugbaarheids-waarde	Onderhouds-waarde	Koeiwaarde	Groei-waarde	Karkas-waarde
92	97	83	98	87	100	103

Kalf en Moeder			Vrugbaarheid				Na-Speen Groei			Raam			Karkas		
Geb. Dir.	Spn. Dir.	Spn. Mat.	Skr. Omtr.	Vers Vrugb.	Koei Vrugb.	Lankl.	Na-Speen	GDT	VOV	Volw. Gewig	Hoogte	Lengte	OSO	Vet	Mar
93	104	96	100	93	73	110	103	100	93	101	96	99	100	104	96

Spn. Indeks	365D Indeks	540D Indeks	GDT Indeks	VOV Indeks	Skrotum	LH
103	-	-	103	-	376	1.25

Miostatien	
Q204X	1
NT821	0
F94L	Nie Getoets

OPMERKINGS:

LOGIX EBV Analise: 2026-08-17

BULLS

LOT 19

HENCOR BOERDERY

HC 240083
2024-10-24
SP

Parentage	Sire	Dam
DNA		
Genomic		

- HC 180049
  - HC 150101 HH(c)
    - EMH 090119
    - HC 080008 AGE/CALV. 8/6 AVG. WI/CALV. 100/6
  - HC 140070 AGE/CALV. 11/9 AVG. WI/CALV. 99/9 ICP 403
    - HC 080179
    - HC 100012 AGE/CALV. 6/3 AVG. WI/CALV. 99/3
- HC 210002 AGE/CALV. 5/3 AVG. WI/CALV. 101/2 ICP 374
  - AG 150820
    - AG 120147
    - AG 080251 AGE/CALV. 10/6 AVG. WI/CALV. 103/6
  - HC 170132 AGE/CALV. 8/6 AVG. WI/CALV. 107/6 ICP 418
    - HC 130031
    - HC 140026 AGE/CALV. 7/5 AVG. WI/CALV. 100/5

Calving Ease Value	Weaner Calf Value	Fertility Value	Maintenance Value	Cow Value	Growth Value	Carcass Value
122	97	94	122	99	90	88

Calf and Mother			Fertility				Post-Wean Growth			Frame			Carcass		
Birth Dir.	Wean Dir.	Wean Mat.	Scr. Circ.	Heifer Fert.	Cow Fert.	Longev.	Post Wean	ADG	FCR	Mature Weight	Height	Length	EMA	Fat	Mar
120	93	84	104	110	76	115	93	93	93	82	87	87	90	98	94

Wean Index	365D Index	540D Index	ADG Index	FCR Index	Scrotum	LH
103	-	-	95	-	393	1.23

Myostatin	
Q204X	0
NT821	Not Tested
F94L	Not Tested

REMARKS: Geskik vir verse

LOGIX EBV Analysis: 2026-08-17

LOT 20

HENCOR BOERDERY

HC 240025
2024-09-04
SP

Parentage	Sire	Dam
DNA		
Genomic		

- CEF 190364
  - CEF 160391
    - CEF 120436
    - CEF 120130 AGE/CALV. 10/6 AVG. WI/CALV. 95/6
  - CEF 160242 AGE/CALV. 9/8 AVG. WI/CALV. 100/6 ICP 365
    - CEF 130437
    - CEF 120196 AGE/CALV. 6/4 AVG. WI/CALV. 93/4
- HC 190090 AGE/CALV. 6/2 AVG. WI/CALV. 81/2 ICP 699
  - HC 150101 HH(c)
    - EMH 090119
    - HC 080008 AGE/CALV. 8/6 AVG. WI/CALV. 100/6
  - HC 140052 AGE/CALV. 7/5 AVG. WI/CALV. 102/5 ICP 418
    - HC 080179
    - HC 110166 AGE/CALV. 4/1 AVG. WI/CALV. 98/1

Calving Ease Value	Weaner Calf Value	Fertility Value	Maintenance Value	Cow Value	Growth Value	Carcass Value
105	90	83	98	82	97	91

Calf and Mother			Fertility				Post-Wean Growth			Frame			Carcass		
Birth Dir.	Wean Dir.	Wean Mat.	Scr. Circ.	Heifer Fert.	Cow Fert.	Longev.	Post Wean	ADG	FCR	Mature Weight	Height	Length	EMA	Fat	Mar
105	99	83	107	95	84	94	100	101	102	101	88	89	90	92	95

Wean Index	365D Index	540D Index	ADG Index	FCR Index	Scrotum	LH
96	-	-	98	-	386	1.25

Myostatin	
Q204X	0
NT821	0
F94L	Not Tested

REMARKS: Geskik vir verse

LOGIX EBV Analysis: 2026-08-17

LOT 21

HENCOR BOERDERY

HC 240139
2024-11-22
SP

Parentage	Sire	Dam
DNA		
Genomic		

- CEF 190364
  - CEF 160391
    - CEF 120436
    - CEF 120130 AGE/CALV. 10/6 AVG. WI/CALV. 95/6
  - CEF 160242 AGE/CALV. 9/8 AVG. WI/CALV. 100/6 ICP 365
    - CEF 130437
    - CEF 120196 AGE/CALV. 6/4 AVG. WI/CALV. 93/4
- HC 160002 AGE/CALV. 10/8 AVG. WI/CALV. 96/8 ICP 393
  - HC 120039
    - GCD 050148
    - HC 090110 AGE/CALV. 9/7 AVG. WI/CALV. 105/7
  - HC 080044 AGE/CALV. 8/7 AVG. WI/CALV. 91/7 ICP 386
    - HC 050039
    - HC 020066 AGE/CALV. 8/6 AVG. WI/CALV. 105/6

Calving Ease Value	Weaner Calf Value	Fertility Value	Maintenance Value	Cow Value	Growth Value	Carcass Value
105	91	106	113	96	85	80

Calf and Mother			Fertility				Post-Wean Growth			Frame			Carcass		
Birth Dir.	Wean Dir.	Wean Mat.	Scr. Circ.	Heifer Fert.	Cow Fert.	Longev.	Post Wean	ADG	FCR	Mature Weight	Height	Length	EMA	Fat	Mar
102	96	85	106	110	113	87	92	87	91	87	78	78	87	84	89

Wean Index	365D Index	540D Index	ADG Index	FCR Index	Scrotum	LH
95	-	-	90	-	396	1.24

Myostatin	
Q204X	0
NT821	Not Tested
F94L	Not Tested

REMARKS: Geskik vir verse

LOGIX EBV Analysis: 2026-08-17

BULLE

LOT 22

HENCOR BOERDERY

HC 240087
2024-10-25
SP

Ouerskap	Vaar	Moer
DNS		
Genomies		

HC 140130
OUD/KALW. 11/8
GEM. SI/KALW. 97/7
TKP 420

- LAR 210022 HH(c)
  - LAR 170339 HH(c)
    - LAR 140106
    - LAR 080168 (OUD/KALW. 17/12, GEM. SI/KALW. 103/11)
  - LAR 090342 HH(c) (OUD/KALW. 16/13, GEM. SI/KALW. 99/13, TKP 400)
    - LAR 060224
    - LAR 030276 (OUD/KALW. 10/8, GEM. SI/KALW. 102/7)
- HC 140130
  - HC 080179
    - PHR 050254
    - HC 060058 (OUD/KALW. 8/5, GEM. SI/KALW. 107/5)
  - HC 100116 (OUD/KALW. 8/5, GEM. SI/KALW. 103/5, TKP 459)
    - HC 050111
    - HC 040080 (OUD/KALW. 10/7, GEM. SI/KALW. 108/7)

Geboortegemak Waarde	Speenkalf Waarde	Vrugbaarheids-waarde	Onderhouds-waarde	Koeiwaarde	Groei-waarde	Karkas-waarde
81	105	80	98	87	97	102

Kalf en Moeder			Vrugbaarheid				Na-Speen Groei			Raam			Karkas		
Geb. Dir.	Spn. Dir.	Spn. Mat.	Skr. Omtr.	Vers Vrugb.	Koei Vrugb.	Lankl.	Na-Speen	GDT	VOV	Volw. Gewig	Hoogte	Lengte	OSO	Vet	Mar
70	116	84	97	76	80	114	113	94	94	102	92	101	108	95	87

Spn. Indeks	365D Indeks	540D Indeks	GDT Indeks	VOV Indeks	Skrotum	LH
101	-	-	102	-	364	1.26

Miostatien	
Q204X	0
NT821	Nie Getoets
F94L	Nie Getoets

OPMERKINGS:

LOGIX EBV Analise: 2026-08-17

LOT 23

HENCOR BOERDERY

HC 240133
2024-11-19
SP

Ouerskap	Vaar	Moer
DNS		
Genomies		

HC 170102
OUD/KALW. 8/6
GEM. SI/KALW. 102/6
TKP 371

- HC 180049
  - HC 150101 HH(c)
    - EMH 090119
    - HC 080008 (OUD/KALW. 8/6, GEM. SI/KALW. 100/6)
  - HC 140070 (OUD/KALW. 11/9, GEM. SI/KALW. 99/9, TKP 403)
    - HC 080179
    - HC 100012 (OUD/KALW. 6/3, GEM. SI/KALW. 99/3)
- HC 170102
  - HC 140153
    - FCT 110073
    - HC 090006 (OUD/KALW. 6/4, GEM. SI/KALW. 103/4)
  - HC 120144 (OUD/KALW. 10/8, GEM. SI/KALW. 109/8, TKP 365)
    - VV 080272
    - HC 080047 (OUD/KALW. 6/4, GEM. SI/KALW. 96/4)

Geboortegemak Waarde	Speenkalf Waarde	Vrugbaarheids-waarde	Onderhouds-waarde	Koeiwaarde	Groei-waarde	Karkas-waarde
111	97	95	114	97	88	88

Kalf en Moeder			Vrugbaarheid				Na-Speen Groei			Raam			Karkas		
Geb. Dir.	Spn. Dir.	Spn. Mat.	Skr. Omtr.	Vers Vrugb.	Koei Vrugb.	Lankl.	Na-Speen	GDT	VOV	Volw. Gewig	Hoogte	Lengte	OSO	Vet	Mar
107	96	89	89	106	82	113	94	91	91	86	96	96	91	102	91

Spn. Indeks	365D Indeks	540D Indeks	GDT Indeks	VOV Indeks	Skrotum	LH
100	-	-	93	-	371	1.24

Miostatien	
Q204X	0
NT821	Nie Getoets
F94L	Nie Getoets

OPMERKINGS: Geskik vir verse

LOGIX EBV Analise: 2026-08-17

LOT 24

HENCOR BOERDERY

HC 240067
2024-10-15
SP

Ouerskap	Vaar	Moer
DNS		
Genomies		

HC 180126
OUD/KALW. 7/3
GEM. SI/KALW. 98/3
TKP 559

- HC 180049
  - HC 150101 HH(c)
    - EMH 090119
    - HC 080008 (OUD/KALW. 8/6, GEM. SI/KALW. 100/6)
  - HC 140070 (OUD/KALW. 11/9, GEM. SI/KALW. 99/9, TKP 403)
    - HC 080179
    - HC 100012 (OUD/KALW. 6/3, GEM. SI/KALW. 99/3)
- HC 180126
  - FCT 110073
    - FCT 080118
    - FCT 080083 (OUD/KALW. 7/5, GEM. SI/KALW. 110/4)
  - HC 130092 (OUD/KALW. 7/5, GEM. SI/KALW. 109/5, TKP 362)
    - VV 080272
    - HC 070064 (OUD/KALW. 8/6, GEM. SI/KALW. 115/6)

Geboortegemak Waarde	Speenkalf Waarde	Vrugbaarheids-waarde	Onderhouds-waarde	Koeiwaarde	Groei-waarde	Karkas-waarde
120	92	88	115	90	83	90

Kalf en Moeder			Vrugbaarheid				Na-Speen Groei			Raam			Karkas		
Geb. Dir.	Spn. Dir.	Spn. Mat.	Skr. Omtr.	Vers Vrugb.	Koei Vrugb.	Lankl.	Na-Speen	GDT	VOV	Volw. Gewig	Hoogte	Lengte	OSO	Vet	Mar
116	92	82	72	103	74	113	93	80	73	86	79	86	90	103	93

Spn. Indeks	365D Indeks	540D Indeks	GDT Indeks	VOV Indeks	Skrotum	LH
96	-	-	90	-	348	1.27

Miostatien	
Q204X	1
NT821	Nie Getoets
F94L	Nie Getoets

OPMERKINGS:

LOGIX EBV Analise: 2026-08-17

© Compiled by the South African Stud Book and Livestock Improvement Association
All Pedigree- and Performance Data has been certified as correct

BULLS

LOT 25 *HENCOR BOERDERY*

HC 240085
2024-10-24
SP

Parentage	Sire	Dam
DNA		
Genomic		

HP 200103 HH(c)

HC 210118
AGE/CALV. 4/2
AVG. WI/CALV. 102/2
ICP 422

HP 140293 HH(c)

HP 150254
AGE/CALV. 10/9
AVG. WI/CALV. 99/8
ICP 366

AG 150820

HC 150136
AGE/CALV. 6/4
AVG. WI/CALV. 97/4
ICP 448

HP 120147

HP 090124
AGE/CALV. 7/4
AVG. WI/CALV. 105/4

FCT 080118

HP 070107
AGE/CALV. 12/10
AVG. WI/CALV. 96/10

AG 120147

AG 080251
AGE/CALV. 10/6
AVG. WI/CALV. 103/6

HC 100151

HC 090100
AGE/CALV. 7/5
AVG. WI/CALV. 93/5

Calving Ease Value	Weaner Calf Value	Fertility Value	Maintenance Value	Cow Value	Growth Value	Carcass Value
109	103	83	104	96	94	100

Calf and Mother			Fertility				Post-Wean Growth			Frame			Carcass		
Birth Dir.	Wean Dir.	Wean Mat.	Scr. Circ.	Heifer Fert.	Cow Fert.	Longev.	Post Wean	ADG	FCR	Mature Weight	Height	Length	EMA	Fat	Mar
111	101	98	88	82	81	112	97	96	92	95	86	93	109	113	124

Wean Index	365D Index	540D Index	ADG Index	FCR Index	Scrotum	LH
106	-	-	93	-	355	1.28

Myostatin	
Q204X	0
NT821	Not Tested
F94L	Not Tested

REMARKS: Geskik vir verse

LOGIX EBV Analysis: 2026-08-17

Bonsmara SA Cattle Breeders' Society

© Compiled by the South African Stud Book and Livestock Improvement Association
All Pedigree- and Performance Data has been certified as correct

Dier Info				Actual Values					Expected Breeding Values											Indices			Dam		
LOT	Animal ID	Sex	SEC	Birth Wt (kg)	205d Wt (kg)	CCB *Ratio*	Length Height *Ratio*	Scr. Circ. *(mm)*	Birth Dir (kg)	Birth Mat (kg)	Wean Dir (kg)	Wean Mat (kg)	Post Wean (kg)	Mature Weight. (kg)	ADG (g/d)	FCR (kg:kg)	Scr. Circ. (mm)	Height. (mm)	Length (mm)	Wean	ADG	Scr. Circ.	Avg. Wean Index	Nr. Calves	Repr. Index
			Breed Average						0.98	-0.28	14.9	3.7	25	22	79	-37	12.8	-3.0	14.0						
			Auction Average	35	247	7.85	1.25	375	0.85	-0.73	16.4	0.4	31	17	71	-30	12.0	-11	10	101	103	99	99	4.0	102
1	HC 240019	M	SP	33	184	5.54	-	-	0.20	-0.81	14.9	1.4	30.1	16.6	49	-14	4.6	-13	8	107	-	86	110	4	97
2	HC 240003	M	SP	21	175	5.77	-	-	-2.40	-1.15	10.4	0.7	22.5	1.8	86	-29	12.1	-12	12	107	-	99	103	2	100
3	HC 240145	M	SP	41	294	7.77	1.25	393	3.52	-0.90	24.0	1.9	42.0	34.8	63	-31	23	-15	12	106	98	117	103	5	105
4	HC 240079	M	SP	35	290	8.18	1.25	371	1.23	-0.43	22.9	4.4	40.3	35.1	110	-46	9.6	9	26	111	114	95	107	2	98
5	HC 240005	M	SP	30	159	6.1	-	-	-1.94	-1.45	5.6	-2.1	13.5	-13.9	22	-18	7.4	-23	-7	92	-	91	92	6	110
6	HC 240007	M	SP	30	168	7.69	-	-	-0.28	-0.48	12.8	0.5	28.2	6.0	82	-27	9.4	-15	11	96	-	94	96	2	99
7	HC 230057	M	SP	34	223	7.94	1.25	344	-0.48	-0.13	14.6	4.0	29.9	21.9	100	-48	15.2	-9	14	104	122	104	101	5	108
8	HC 230075	M	SP	37	225	9.16	1.25	365	1.64	-0.43	17.2	2.0	26.4	9.2	61	-25	8.1	-14	7	103	105	92	100	5	103
9	HC 240109	M	SP	43	321	10.09	1.27	366	4.67	-0.68	30.9	1.3	54.5	45.9	90	-31	15	-9	17	117	112	104	111	4	103
10	HC 240029	M	SP	37	246	7.23	1.26	383	1.45	-0.63	17.5	-0.2	35.2	32.0	90	-42	12.3	-4	14	93	114	99	90	7	113
11	HC 240035	M	SP	35	272	8.45	1.27	400	2.35	-1.66	24.3	-2.1	47.2	29.6	84	-39	24	-4	21	105	107	119	95	8	110
12	HC 240051	M	SP	36	269	9.14	1.24	385	0.45	-0.93	11.0	1.9	18.8	5.1	29	-15	14.7	-20	-3	103	96	103	102	3	100
13	HC 240137	M	SP	38	268	8.44	1.29	396	1.22	-0.91	20.1	-1.8	37.7	28.8	164	-56	22.8	-6	24	97	119	117	91	3	102
14	HC 240101	M	SP	34	254	6.8	1.23	391	0.01	-1.23	12.8	-6.1	26.2	-0.8	72	-27	15.7	-15	5	98	93	105	90	3	101
15	HC 240123	M	SP	40	278	8.81	1.24	377	2.30	-0.78	20.7	4.8	36.7	36.0	119	-62	9.2	9	22	100	116	94	100	6	108
16	HC 240011	M	SP	29	169	8.06	-	-	-0.47	-0.49	11.5	1.3	23.5	6.1	80	-27	10	-12	10	97	-	95	102	2	96
17	HC 240023	M	SP	36	255	7.32	1.26	335	2.71	-0.47	22.5	-0.4	42.3	36.5	58	-26	5.9	-11	10	97	96	89	101	4	104
18	HC 240061	M	SP	42	275	8.64	1.25	376	1.67	-0.03	16.9	2.6	30.5	23.2	80	-25	12.9	-6	12	103	103	100	103	4	104
19	HC 240083	M	SP	33	265	8.13	1.23	393	-1.11	-0.60	11.2	-1.1	21.3	-3.8	53	-25	15.3	-14	2	103	95	104	101	3	108
20	HC 240025	M	SP	35	251	7.64	1.25	386	0.42	-0.18	14.5	-1.4	28.3	23.8	82	-40	17	-13	4	96	98	107	81	2	77
21	HC 240139	M	SP	36	263	8.29	1.24	396	0.72	-0.60	12.5	-0.9	20.3	3.5	30	-22	16.6	-21	-6	95	90	106	96	8	112
22	HC 240087	M	SP	44	272	8.4	1.26	364	4.10	-1.59	23.4	-1.1	41.7	24.7	58	-26	11	-10	15	101	102	97	97	8	102
23	HC 240133	M	SP	37	276	7.61	1.24	371	0.23	-0.82	12.8	0.4	22.3	1.7	44	-23	6.3	-6	10	100	93	89	102	6	108
24	HC 240067	M	SP	32	248	7.21	1.27	348	-0.74	-0.86	10.7	-1.8	22.1	1.4	4	8	-4.1	-20	1	96	90	72	98	3	84
25	HC 240085	M	SP	33	276	7.78	1.28	355	-0.21	0.04	15.5	3.0	24.9	14.4	64	-24	5.5	-14	8	106	93	88	102	2	97

© Compiled by the South African Stud Book and Livestock Improvement Association
All Pedigree- and Performance Data has been certified as correct

EXPLANATION OF CATALOGUE ABBREVIATIONS		VERDUIDELIKING VAN KATALOGUS AFKORTINGS	
Lot Number	LOT	LOT	Lot Nommer
Estimated breeding value	EBV	EBV	Beraamde teelwaarde
Parentage verification	Parentage	Ouerskap	Ouerskap verifikasie
Age in years / Number of calvings	AGE. / CALV.	OUD. / KALF.	Ouderdom in jaar / Aantal kalwings
Average Wean index / Number of calves weaned	Ave WI / CALV.	GEM SI / KALF.	Gemiddelde speen indeks / Aantal kalwers gespeen
Animal identification number	ID	ID	Dier se identifikasie nommer
Herd Book Section	SEC	AFD	Kuddeboek Afdeling
Herd Book Section: Pending Registration	PEN	PEN	Kuddeboek Afdeling: Wag vir Registrasie
Herd Book Section: Not for Registration	NFR	NFR	Kuddeboek Afdeling: Nie vir Registrasie
Herd Book Section: Foundation Generation	FO	FO	Kuddeboek Afdeling: Fondasie Generasie
Herd Book Section: Appendix A	A	A	Kuddeboek Afdeling: Aanhangsel A
Herd Book Section: Appendix B	B	B	Kuddeboek Afdeling: Aanhangsel B
Herd Book Section: Studbook Proper, a registered animal	SP	SP	Kuddeboek Afdeling: Studbook Proper, 'n geregistreerde dier
Genomically Tested	GT	GT	Genomies Getoets
Homozygous Horned (Celtic test)	HH(c)	HH(c)	Homosigoties horings (Celtic toets)
Homozygous Polled (Celtic test)	PP(c)	PP(c)	Homosigotiets Poena (Celtic toets)
Heterozygous Polled (Celtic test)	Pp(c)	Pp(c)	Heterosigoties Poena (Celtic toets)
Phenotypically Polled	P	P	Fenotipies Poena
Intercalving Period	ICP	TKP	Tussen-Kalf Periode
Birth Direct breeding value	Birth Dir.	Geb. Dir	Geboorte Direk teelwaarde
Wean Direct breeding value	Wean Dir.	Spn. Dir.	Speen Direk teelwaarde
Wean Maternal breeding value	Wean Mat.	SPn. Mat.	Speen Maternaal teelwaarde
Scrotal Circumference	Scr. Circ.	Skr. Omt.	Skrotum omtrek
Heifer Fertility	Heifer Fert.	Vers Vrugb.	Vers Vrugbaarheid
Cow Fertility	Cow Fert.	Koei Vrugb.	Koei Vrugbaarheid
Longevity	Longev.	Lankl.	Lanklewendheid
Mature Weight	Mat. Wt.	Volw. Gewig	Volwasse gewig
Average Daily Gain (g/day)	ADG	GDT	Gemiddelde Daaglikse Toename
Feed Conversion Ratio (kg:kg)	FCR	VOV	Voeromset Verhouding
Eye Muscle Area	EMA	OSO	Oogspier grootte
Backfat Thickness	Fat	Vet	Rugvet Diepte
Marbeling (intra-muscular fat)	Mar	Mar	Marmering (binne-spierse vet)
365-day weight index	365D Index	365D Indeks	365-dae gewig indeks
540-day weight index	540D Index	540D Indeks	540-dae gewig indeks
Length-Height ratio	LH	LH	Lengte-Hoogte Verhouding
Actual Birth weight	Birth Wt.	Geb. gewig	Werklike Geboorte gewig
205-day Dam-age corrected weight	205d Wt.	205d gewig	205-dag Moeder-ouderdom gekorrigeerde gewig
Cow-Calf Birth Ratio	CCG	KKG	Koei-Kalf Geboorte Verhouding
Cow-Calf Wean Ratio	CCW	KKS	Koei-Kalf Speen Verhouding
Average Weaning Index	Avg. Wean Index	Gem. Spn. Indeks	Gemiddelde speen indeks
Number of Calves	Nr. Calves	Aant. Kalw.	Aantal kalwers
Reproduction Index	Repr. Index	Repr. Indeks	Reproduksie indeks
Animal sex: M - Male, F - Female	M / F	M / V	Dier geslag: M - Manlik, V - Vroulik